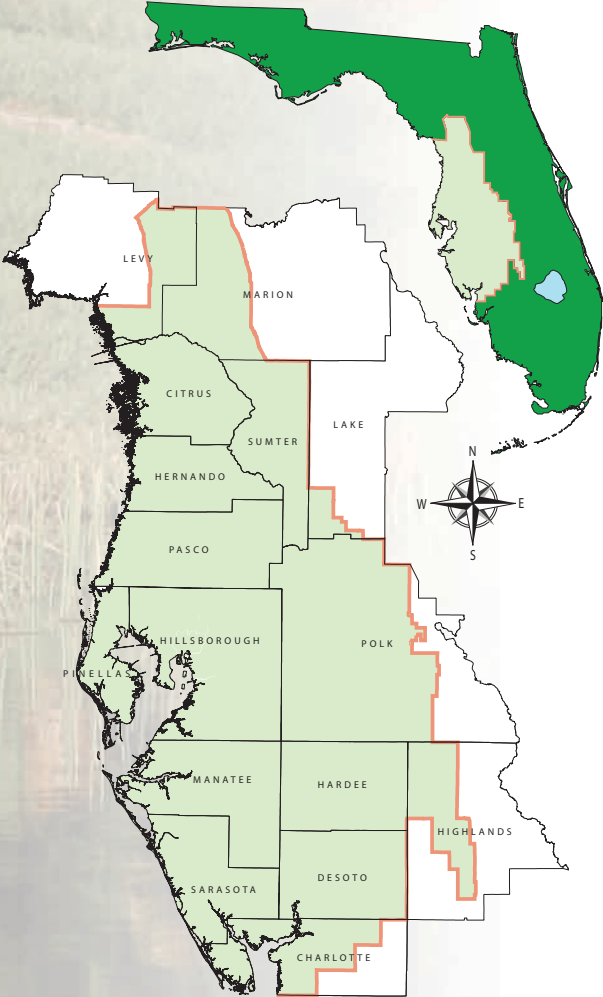


# Stormwater Systems *in Your Neighborhood*



*Maintaining,  
landscaping and  
improving  
stormwater ponds*

The Southwest Florida Water Management District (District) is the agency responsible for managing and protecting your water resources. The District's mission is to manage water and related natural resources to ensure their continued availability while maximizing the benefits to the public.



## Southwest Florida Water Management District


# Stormwater Systems

Simply put, a stormwater system is a tool for managing the runoff from rainfall. When rainwater lands on rooftops, parking lots, streets, driveways and other surfaces that water cannot go through, the runoff (called stormwater runoff) flows into grates, swales or ditches located around your neighborhood. These send the water into your stormwater pond. A stormwater pond is specifically designed to help prevent flooding and remove pollutants from the water before it can drain into the groundwater — our main source of drinking water — or into streams, rivers, lakes, wetlands, estuaries or the gulf. Your stormwater pond might be located in your backyard, down the street or on nearby property.



Without a stormwater system, the stormwater runoff usually flows into the nearest water body without treatment. The runoff carries pollutants such as litter, motor oil, gasoline, fertilizers, pesticides, pet wastes, sediments and anything else that can float, dissolve or be swept away by moving water.





## History of Stormwater Systems

Wetlands are Florida's original stormwater systems and once covered more than half the state.

Wetlands are extremely valuable resources because they:

- Control flooding. They do this by soaking up and retaining excess water like a giant sponge. They also slow down water flow, giving floodwaters more time to recede.
- Serve as habitat for a variety of plants and animals. Many endangered plant and animal species depend on wetlands for their survival.
- Improve water quality. Wetlands slow down the flow of water and absorb pollutants, storing them, breaking them down and in some cases even using them as nutrients.

Unfortunately, because people once misunderstood the true value of wetlands, more than one-half of our original wetlands have been drained for agriculture or filled for roads, housing developments and industrial complexes.

As development increased and more paved areas covered the land, stormwater runoff became the primary source of pollution to surface waters in Florida. In the early 1980s, the Florida Legislature passed laws requiring treatment of stormwater.

# How Stormwater Systems Work

Stormwater systems come in a variety of shapes, sizes and forms, but basically there are two types, retention and detention.




Retention System

## Retention System

A retention system is designed to allow water to seep through soil into the shallow groundwater aquifer. A system can be constructed or it can be a natural depression. Grass stabilizes basin slopes and filters sediments. Retention systems are constructed so that stormwater percolates into the ground without direct discharge to natural surface water bodies.





Swale

A swale is a linear retention system. It is either a constructed or natural area shaped to allow water to be quickly absorbed into the ground or to allow the water to flow to other water bodies. As in a shallow ditch, a swale promotes water absorption through soils. Swales hold water during and immediately after a storm, but they are generally dry.



Detention System


## Detention System

Detention systems (ponds) are the most recognizable stormwater system. They are designed to allow material to settle and be absorbed. After a storm, water slowly drains from the pond through a pipe in the “outflow”

structure. Part of the pond, known as the permanent pool, is always below the level of the drain structure. Constructed detention systems (ponds) are required to have aquatic plants around the perimeter to help filter sediment in stormwater runoff. The owner of the pond should refer to the permit for exact specifications.

Because retention and detention systems were designed to imitate natural processes, individuals may have stormwater systems on or near their property without realizing it. What appears to be a natural indentation in the backyard may have been designed as a stormwater swale. What looks like a wild patch of shrubbery may be an important vegetative buffer around a pond.





## Responsibility for Stormwater Systems

In Florida, the responsibility for permitting most stormwater systems rests with the water management districts. After developers complete construction of permitted systems in residential areas, the permit and the legal responsibility for maintaining these systems are typically passed on to a homeowners, condominium owners or property owners association.

It is then that the upkeep and maintenance of the system becomes the responsibility of the association, not the developers or the water management district. The association is responsible for labor and expenses for keeping the system functional. This responsibility applies to every homeowner and property owner in the neighborhood, even if they do not live adjacent to a detention or retention system, as everyone's stormwater flows into the system.

Copies of your association's operation and maintenance permit, plans and maintenance guidelines were provided at the time of the transfer to your association's representative. For more specific information about your pond, you may call the Southwest Florida Water Management District's stormwater permitting staff. Contact information can be found on page 19 of this booklet.



# Preventing Water Pollution

You can help conserve and improve the quality of water that enters the stormwater ponds and promote a healthy environment within your community by following the advice provided below.

## Stormwater System Maintenance

If properly maintained, stormwater ponds help prevent flooding and filter out pollutants before they reach streams, rivers, lakes, wetlands, groundwater, estuaries and, ultimately, the gulf. The following are a few basic maintenance guidelines that can help keep your stormwater system functioning properly:

- Clear or clean inflow/outflow structures.
- Remove nuisance and excess vegetation.
- Repair eroded slopes.
- Clean up trash and yard waste in your yard and gutters and around storm drains.

## Florida-Friendly Landscaping™

- Apply Florida-Friendly Landscaping™ principles to your landscape, which can conserve water and reduce pollution of water resources. By knowing your plants' soils and water needs, you can dramatically reduce the amount of water used for irrigation, chemicals used for pest control and fertilizers used for growth. Information on Florida-Friendly Landscaping™ can be found on the District's website, [WaterMatters.org](http://WaterMatters.org), or on the University of Florida's website, [FloridaYards.org](http://FloridaYards.org).





- Plant trees around the perimeter of a stormwater pond to help shade the area, absorb nutrients and lower the water table.
- Plant a buffer zone (minimum of 10 feet) of low-maintenance plants between your lawn and shoreline to absorb nutrients and provide wildlife habitat.

## **Chemical Use on Landscape**

- Use nontoxic chemical alternatives whenever possible and pull weeds by hand.
- Avoid overuse of fertilizers, especially near the water's edge. Rain and lawn watering can wash excess fertilizer into water bodies where excess nutrients cause algal blooms (green pond scum) and undesirable weed growth. The University of Florida's Institute of Food and Agricultural Sciences recommends using fertilizers with a high percentage of slow-release nitrogen. The higher percentage of slow-release, the less chance of leaching into Florida's water bodies. Proper fertilizer application can result in less mowing, less thatch buildup, less irrigation, fewer nutrients washing into ponds and water bodies, and fewer insect and disease problems.
- Use only herbicides labeled for aquatic use when maintaining stormwater ponds. Herbicides not labeled for aquatic use may harm fish and other aquatic life, and their application to aquatic sites is prohibited by state and federal law.
- Wait until grass is actively growing to apply fertilizer. Fertilizer applied when grass is not growing wastes your money and time and can contaminate your water.

- If fertilizer is spilled on the lawn or on the sidewalk or pavement, sweep it up as thoroughly as possible and put it back in the bag.

## **Additional Tips for Preventing Water Pollution**

- Never dump oils and other chemicals from your home directly into stormwater drains, which are direct conduits to your stormwater pond or natural water body. Contact your local government's waste management department for a list of disposal facilities.
- Keep vehicles tuned up and in good operating condition. Check for drips and repair leaks immediately to keep nuisance oils off pavement.
- Buy low- or no-phosphate cleaners and detergents. Phosphates act as a fertilizer and increase algae and aquatic weeds in stormwater ponds. When these plants die, they rob the water of oxygen and fish may die.
- Wash your vehicles, bicycles and home equipment on the lawn, where soapy water can't quickly run toward the nearest storm drain, picking up other pollutants as it goes. Wash your car with nontoxic, low-phosphate soap and use water sparingly.
- Sweep walks and driveways instead of hosing them down.
- Clean up pet wastes from which nutrients and bacteria can enter the stormwater drains and contaminate the water system.
- Avoid cutting your lawn too short, which reduces its effectiveness in capturing runoff. Leaving it taller will help it to survive dry periods.





- Never deposit lawn clippings in water bodies and storm drains as this can increase oxygen demand in the water, which can significantly harm fish populations. Use lawn clippings for mulch or compost.
- Do not fill stormwater ponds, swales and retention systems because this can cause flooding and endanger water bodies. Stormwater systems are designed and constructed to an appropriate size. Any reduction in treatment volume will interfere with the pond's ability to hold stormwater runoff.
- Changing the elevation of large pieces of property can have drastic impacts on where stormwater flows. Consult the stipulations of your neighborhood's permit before any construction.

# Aquascaping Your Stormwater Pond

Aquascaping is simply landscaping the shoreline of ponds with aquatic and wetland plants. Aquascaped ponds and lakes have fewer problems than those without aquascaping. Desirable vegetation will filter polluted runoff, trap sediments, control the growth of nuisance vegetation and help make the pond visually pleasing. Aquatic plants pump oxygen into the water and create habitats by providing cover and nurseries for fish and other organisms. More importantly, vegetated shorelines help improve water quality.

Choose desirable, low-maintenance plants to aquascape your stormwater pond. Not all plants are good for aquascaping, and the removal of prohibited or unwanted plants can be difficult. Associations are advised to contact a reputable pond management company for most vegetation management programs.

The next few pages contain a brief overview of some desirable, high-maintenance and prohibited aquatic plants.



# Plants Desirable for Aquascaping

Aquascaping is landscaping in and around your pond. These plants are preferred for your “aquatic garden” as they grow slowly and require little maintenance.

American white waterlily... *Nymphaea odorata*

Arrowhead..... *Sagittaria latifolia*

Blue flag iris or Dixie iris ... *Iris hexagona*

Bog buttons ..... *Lachnocaulon* spp.

Bur-marigold..... *Bidens laevis*

Duck potato..... *Sagittaria lancifolia*


Giant bulrush ..... *Scirpus californicus*

Golden canna ..... *Canna flaccida*

Gulf Coast spikerush..... *Eleocharis cellulosa*


Lemon bacopa ..... *Bacopa caroliniana*

Lizard’s tail..... *Saururus cernuus*



Bur-marigold  
*Bidens laevis*

Photo: Vic Ramey  
© 2002 Univ. Florida



Pickerelweed  
*Pontederia cordata*

Photo: A. Murray  
© 1999 Univ. Florida

Maidencane ..... *Panicum hemitomon*

Pickerelweed ..... *Pontederia cordata*

Pipewort ..... *Eriocaulon* spp.

Soft rush ..... *Juncus effusus*

Softstem bulrush ..... *Scirpus  
tabernaemontani*


Spikerush ..... *Eleocharis* sp.

St. John's wort..... *Hypericum brachy  
phylum*

Swamp lily ..... *Crinum americanum*

Tapegrass or eelgrass..... *Vallisneria americana*

Threadleaf arrowhead..... *Sagittaria filiformis*



Golden canna  
*Canna flaccida*

Photo: A. Murray  
© 2000 Univ. Florida



Spikerush  
*Eleocharis* sp.

Photo: Photographer not listed  
© date not listed Univ. Florida

## High-Maintenance Aquatic Plants


These plants may or may not be native, but they grow quickly and may become weedy. The list below is **not recommended**.

- Bladderwort..... *Utricularia* spp.
- Cattail ..... *Typha* sp.
- Coontail..... *Ceratophyllum demersum*
- Duckweed..... *Spirodela polyrhiza*
- Mosquito fern..... *Azolla* sp.
- Paragrass..... *Urochloa mutica*
- Pennywort..... *Hydrocotyle* sp.
- Sedge..... *Cyperus* sp.



Cattail  
*Typha* sp.

Photo: Kerry Dressler  
1996




Duckweed  
*Spirodela polyrhiza*

Photo: Vic Ramey  
© 2000 Univ. Florida



- Smartweed..... *Polygonum* spp.
- Southern naiad..... *Najas guadalupensis*
- Spatterdock..... *Nuphar advena*
- Torpedograss ..... *Panicum repens*
- Water fern..... *Salvinia minima*
- Wild taro..... *Colocasia esculenta*



Spatterdock  
*Nuphar advena*

Photo: Vic Ramey  
© 2005 Univ. Florida



Wild taro  
*Colocasia esculenta*

Photo: Vic Ramey  
© 2005 Univ. Florida

# Prohibited Aquatic Plants

Prohibited plants are aggressive weeds that are restricted by state or federal law. These invasive plants may not be possessed, transported, cultivated or imported without a special permit.

Alligatorweed ..... *Alternanthera philoxeroides*

Aquarium watermoss..... *Salvinia molesta*

Eurasian watermilfoil..... *Myriophyllum spicatum*

Hydrilla..... *Hydrilla verticillata*

Water spinach..... *Ipomoea aquatica*

Water hyacinth ..... *Eichhornia crassipes*

Water lettuce..... *Pistia stratiotes*


West Indian marsh grass.... *Hymenachne amplexicaulis*

**For additional information, visit the Florida Fish and Wildlife Conservation Commission at [MyFWC.com](http://MyFWC.com).**



Hydrilla  
*Hydrilla verticillata*

Photo: Vic Ramey  
© 1999 Univ. Florida



Water hyacinth  
*Eichhornia crassipes*

Photo: A. Murray  
© 2002 Univ. Florida

# Contact Information

Your stormwater pond has been designed and constructed to meet specific criteria to ensure that it functions properly. For more information about stormwater treatment systems in the Southwest Florida Water Management District, contact the nearest office below. You also can search the permit associated with your stormwater pond at [WaterMatters.org/WMISERP](http://WaterMatters.org/WMISERP).

## Tampa Service Office

7601 Highway 301 North  
Tampa, FL 33637-6759

(813) 985-7481 • 1-800-836-0797 (FL only)

*This office issues all permits and provides assistance to residents in Hillsborough and Pinellas counties.*

## Brooksville Headquarters

2379 Broad Street  
Brooksville, FL 34604-6899

(352) 796-7211 • 1-800-423-1476 (FL only)

*This office provides assistance to residents in Hernando, Pasco, Citrus, Lake, Levy, Marion and Sumter counties.*

## Bartow Service Office

170 Century Boulevard  
Bartow, FL 33830-7700

(863) 534-1448 • 1-800-492-7862 (FL only)

*This office provides assistance to residents in Polk, Highlands and Hardee counties.*

## Sarasota Service Office

6750 Fruitville Road  
Sarasota, FL 34240-9711

(941) 377-3722 • 1-800-320-3503 (FL only)

*This office provides assistance to residents in Sarasota, Manatee, Charlotte and DeSoto counties.*

The Southwest Florida Water Management District (District) does not discriminate on the basis of disability. This nondiscrimination policy involves every aspect of the District's functions, including access to and participation in the District's programs and activities. Anyone requiring reasonable accommodation as provided for in the Americans with Disabilities Act should contact the District's Human Resources Bureau Chief, 2379 Broad St., Brooksville, FL 34604-6899; telephone (352) 796-7211 or 1-800-423-1476 (FL only), ext. 4703; or email [ADACoordinator@WaterMatters.org](mailto:ADACoordinator@WaterMatters.org). If you are hearing or speech impaired, please contact the agency using the Florida Relay Service, 1-800-955-8771 (TDD) or 1-800-955-8770 (Voice).



BALANCING WATER NEEDS ... PROTECTING WATER RESOURCES

Southwest Florida  
*Water Management District*



WATERMATTERS.ORG • 1-800-423-1476

**For more information, please contact:  
Southwest Florida Water Management District  
2379 Broad Street  
Brooksville, FL 34604-6899  
(352) 796-7211  
1-800-423-1476 (FL only)**

*Some text excerpted from the  
Neighborhood Guide to Stormwater Systems.  
Used with permission of the St. Johns River Water Management District.*